



### Light oil burner. Operation:

Continuous modulation operation by installing P.I.D. controller in the control panel (to be ordered separately with modulation probe).

Modulation ratio:

Adjusting the combustion head.

Maintenance facilitated by the possibility of removing the combustion head without having to remove the burner from the boiler.

Sliding boiler coupling flange to adapt the blast-pipe to the various types of boilers.

Combustion air intake with butterfly valve. Air flow adjustment:

Fully closing air damper on shutdown to avoid loss of heat through the chimney.

Electric motor for pump drive.

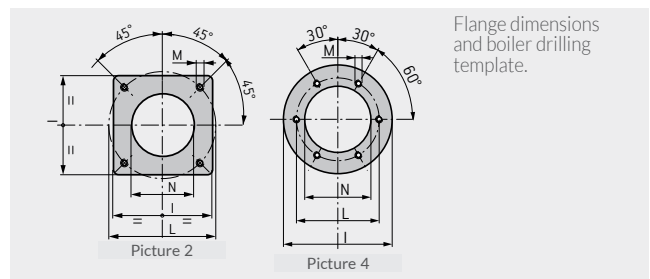
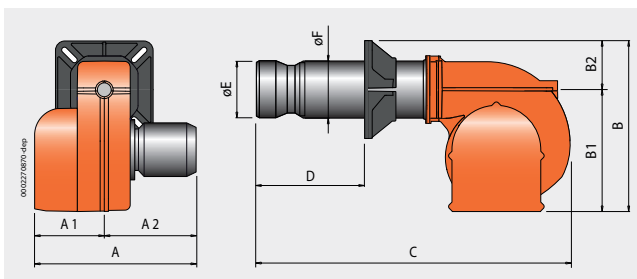
Fuel supply circuit made of gear pump with pressure adjustment and control flow valve.

Atomisation unit with magnet to control the outlet/nozzle return pins.

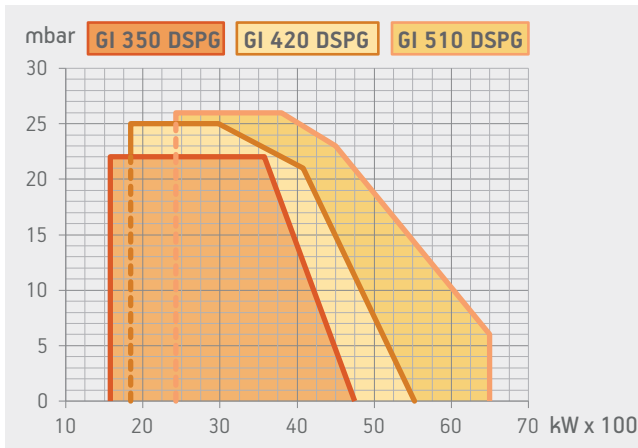
Flame detection by photoresistance.

Electric protection rating:

	GI 350 DSPG	GI 420 DSPG	GI 510 DSPG
	mechanical two-stage progressive	mechanical two-stage progressive	mechanical two-stage progressive
	•	•	•
Modulation ratio:	1:3	1:3	1:3
Adjusting the combustion head.	•	•	•
Maintenance facilitated by the possibility of removing the combustion head without having to remove the burner from the boiler.	•	•	•
Sliding boiler coupling flange to adapt the blast-pipe to the various types of boilers.	•	•	•
Combustion air intake with butterfly valve. Air flow adjustment:	mechanical cam	mechanical cam	mechanical cam
Fully closing air damper on shutdown to avoid loss of heat through the chimney.	•	•	•
Electric motor for pump drive.	•	•	•
Fuel supply circuit made of gear pump with pressure adjustment and control flow valve.	•	•	•
Atomisation unit with magnet to control the outlet/nozzle return pins.	•	•	•
Flame detection by photoresistance.	•	•	•
Electric protection rating:	IP40	IP40	IP40



Model	A mm	A1 mm	A2 mm	B mm	B1 mm	B2 mm	C mm	D mm	E mm	F mm	I mm	L mm	M mm	N mm	Pic.
GI 350 DSPG	1345	660	685	970	750	220	1900	275 ÷ 500	360	275	440	400 ÷ 540	M20	365	2
GI 420 DSPG	1345	660	685	1040	750	290	2030	275 ÷ 560	400	355	580	520	M20	420	4
GI 510 DSPG	1345	660	685	1040	750	290	2030	275 ÷ 560	400	355	580	520	M20	420	4



Model	Size of packaging			Weight kg
	L	P	H	
GI 350 DSPG	2260	1520	1150	500
GI 420 DSPG	2260	1520	1150	540
GI 510 DSPG	2260	1520	1150	580

	Thermal output kW	Model	Part no.	Max visc. °E at 20°C	Electrical supply	Motor kW	Notes
Frequency 50 Hz							
	1581 ÷ 4743	<b>GI 350 DSPG</b>	<b>6501010</b>	1,5	3N AC 50Hz 400V	15,0+2,2	4)
	1840 ÷ 5522	<b>GI 420 DSPG</b>	<b>6506010</b>	1,5	3N AC 50Hz 400V	18,5+2,2	4)
	2430 ÷ 6500	<b>GI 510 DSPG</b>	<b>6511010</b>	1,5	3N AC 50Hz 400V	18,5+3,0	4)
Frequency 60 Hz							
	1581 ÷ 4743	<b>GI 350 DSPG</b>	<b>65015410</b>	1,5	3N AC 60Hz 380V	11,0+2,6	4)
	1840 ÷ 5522	<b>GI 420 DSPG</b>	<b>65065410</b>	1,5	3N AC 60Hz 380V	13,0+2,6	4)
	2430 ÷ 6500	<b>GI 510 DSPG</b>	<b>65115410</b>	1,5	3N AC 60Hz 380V	22,0+3,5	4)

### TO COMPLETE THE BURNER

#### DESCRIPTION

Nozzle with 1 ÷ 3 ratio (see page 295)

### MODULATION MODE

#### DESCRIPTION

#### PART NO.

Modulation kit

98000055

Modulating probe (see page 294)

### LIGHT OIL BURNER ACCESSORIES

Line filter, flex hoses, boiler coupling kit.

### NOTES

4 Equipped with air closure device.

Net calorific value of light oil: Hi = 42,70 MJ/kg = 10200 kcal/kg.